

T-1037: Possible Combined Detector Setup

KD

June 24, 2013

1 The SBU-RICH Setup

The following pictures show the setup from the Stony Brook RICH table as has been used in the JLab and SLAC testbeam.

If possible we could attach a series of detectors for use in the T-1037 campaign at Fermilab to this table. We could think of preparing everything needed for Fermilab at SBU and ship the complete setup to Fermilab.

For some detectors it will of course not be possible to be connected to the table.

Fig. 1 shows a side-view sketch of the setup as we have used it at the JLab campaign. The table's dimension are shown in Fig. 2. A possible arrangement for various other items can also be seen there. To get an impression about the setup one can see a photograph (from SLAC) in Fig. 3.

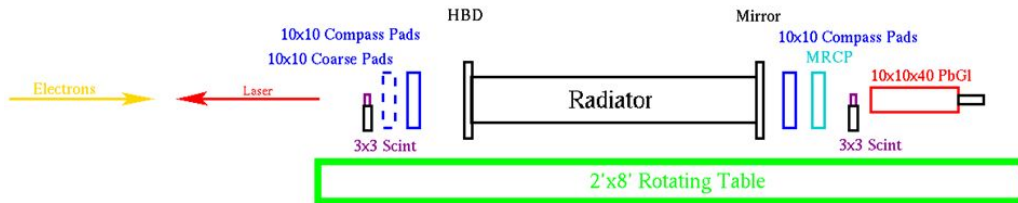


Figure 1: SBU-RICH table setup (side-view).

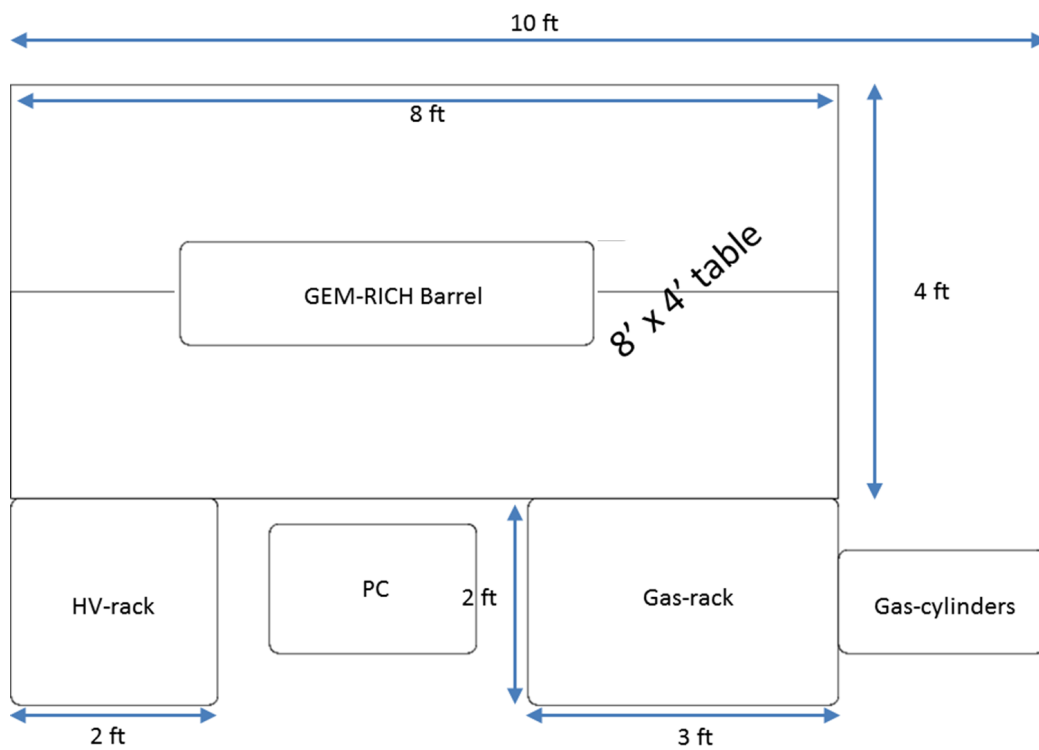


Figure 2: SBU-RICH table setup (top-view).




Figure 3: Photograph of the SBU-RICH table setup at SLAC.